
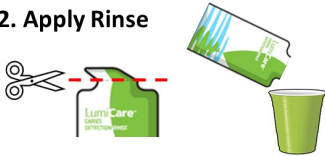


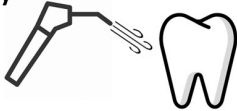



Complete in less than 20 minutes after applying

<p>1. Perform Cleaning</p> 	<p>2. Apply Rinse</p>  <p>Bend & tear top, transfer to cup</p>	<p>3. Swish Vigorously</p>  <p>30 seconds</p> <p>Spit, do not swallow</p>
<p>4. Rinse with Water</p>  <p>10 seconds</p>	<p>5. Air Dry</p>  <p>Dry each tooth as examined <i>(Use small jets of air)</i></p>	<p>6. Visualize</p>  <p>Use orange glasses or loupe inserts,* Hold blue light 1-2 in. away</p>

* See **REQUIRED ACCESSORIES**

INSTRUCTIONS FOR USE

R_x Only

LumiCare™ Caries Detection Rinse is a water-based solution for ages 6 and up, containing fluorescent sub-micron starch particles which adhere to carious lesions, including the subsurface of early-stage carious lesions, after penetrating through surface porosities. See table below for administration dose. The half-size **LumiKids™ Caries Detection Rinse** is for ages 6 to under 12. When teeth are exposed to blue light from a specified LED source, activation of the fluorescent component enhances illumination of carious lesions as the clinician evaluates whether a fluorescent response is present or absent using a specified protective eye shield. The products are intended to be used as an adjunct to routine clinical dental examinations.

INDICATIONS

To aid the dental professional in visualization of carious lesions.

REQUIRED ACCESSORIES

- LumiCare™ Caries Detection Rinse and LumiKids™ Caries Detection Rinse are specified for use with the Dentsply SmartLite® IQ2 LED curing light. This light should be used in its lowest power setting.
- The rinses are to be used with Uvex® Ultra-Spec 2000 SCT-Orange Lens wrap-around safety glasses, Ease-In-Shields™ CULE-067 Curing Light Edition (Orange or Yellow) loupe inserts, or ProVision® Mini Bonding Wraps™ (as appropriate for children).

DIRECTIONS FOR USE

APPLICATION:

- Carry out professional teeth cleaning.
- Place patient in sitting position.
- Open pouch by folding and tearing (or cutting with scissors) and pour into a small disposable cup:

Adults and children 12 years and over	Entire contents of LumiCare™ package (20 mL).
Children 6 years to under 12 years	Entire contents of LumiKids™ package (10 mL), or Half of LumiCare™ package; Discard remainder.

- Instruct patient to pour contents into their mouth and swish the rinse vigorously between their teeth for 30 seconds.
- After the 30 seconds of application, suction mouth using saliva ejector or have patient spit out.
- Using water irrigation or cup, instruct patient to rinse mouth thoroughly with water for 10 seconds.
- Suction mouth with saliva ejector or have patient spit out.

EVALUATION: Complete within 20 minutes of application.

- Perform clinical exam under standard dental lighting.
- Place protective eye shield on dental professional(s) and patient (use appropriately sized eyewear for adults and children, in conformity with the standard for optical safety using curing lights).
- Turn overhead dental exam lighting OFF.
- Immediately prior to examination dry each tooth with small jets of compressed air as you examine it.
- Using the specified blue light, held 1-2 inches (2.5-5 cm) from the teeth, examine each tooth with the light directed at the tooth, evaluating for presence or absence of fluorescent illumination. If necessary to hold at less than 1 inch, restrict exposure time to less than 30 seconds per site. A dental mirror can be used to improve visibility or to direct the light source onto the tooth.
- Carious lesions with surface porosity will be illuminated with fluorescence, aiding the visualization and therefore the detection of caries. Re-examine without blue light and orange glasses, as necessary. Caries diagnosis is to be made by a licensed dentist based on all aspects of the clinical exam.

PRECAUTIONS

- Do not use on children under six years of age.**
- Do not use if package is damaged.
- Instruct patient not to swallow rinse.
- Failure to use specified curing light and protective eye shield accessories may lead to erroneous results.
- Do not place light source less than 1 inch (2.5 cm) from dental tissue for more than 30 seconds, as tissue damage may result.
- Use only specified eyewear to protect eyes of the patient, dental professional(s), and anyone else present in the room.

STORAGE

- Store at room temperature.
- Avoid extreme heat or sunlight.
- Store in original package until use.

DISCLAIMER

Neither LumiCare™ Caries Detection Rinse nor LumiKids™ Caries Detection Rinse are intended as an anti-microbial agent, and such claims are not inferred on the basis of their constituents or ingredients.

GreenMark Biomedical Inc.

1600 Huron Parkway, Bldg. 520
Ann Arbor, MI 48109

801-899-0710; support@greenmark.bio
www.greenmark.bio

